QINGDAO WEFLO VALVE CO., LTD.

ᵐ

2023 57,021.40 5.57%

12,005.40 10.16%

10,559.65 7.82% 2022

4,164.12

2023 10.16%

ᵐᵍ غه

75.33%

83.53% 78.75%

139.16 -

832.82 -178.19 2.06% -5.38% -

1.27%

-871.85 -2.41%

-

	2023	2022	2021
	44,905.35	45,118.28	31,275.26
	-0.47%	44.26%	13.30%
	6,362.09	6,696.74	4,827.70
	-5.00%	38.71%	22.27%
	4.53	5.55	-8.97
	7.06	6.74	6.48
	78.75%	83.53%	75.33%
	38.84%	37.42%	32.32%

-8.97 5.55 4.53

ำ ฑ

31,275.26 45,118.28 44,905.35 75.33% 83.53% 78.75%

ฐ ฎ

31,275.26 45,118.28 44,905.35 75.33% 83.53% 78.75%

10%-30%

9,893.70 15,703.43 17,869.22 31.63% 34.81% 39.79%

[illegible]

[illegible]

2022 3 8 60% 10,000

“ 5 ” “ 5 ”

5 A

5

5

[illegible] “ [illegible] ”

“ [illegible] ”

FM

“

” “

”

1

2 “

” “ ”

“

”

.....1

.....2

“ ”

.....2

.....7

.....7

.....7

.....7

.....9

.....12

.....12

.....13

.....15

.....16

.....16

.....16

.....33

.....33

.....33

.....34

.....34

.....36

.....37

.....37

.....45

.....45

.....50

.....50

.....51
.....56

.....59
.....73
.....84
.....98
.....108
.....109
.....111
.....113
.....114
.....115
.....121
.....122
.....122
.....122
.....131
.....133
.....135
.....136
.....165
.....185
.....187
.....187
.....187
.....194
.....194
.....196
.....196

.....204
.....205
.....218
.....218
.....218
.....222

.....230
.....230
.....232
.....232

.....234
.....235
.....235
.....

		WEFLO VALVE COMPANY LIMITED
		WEFLO VALVE LLC
		WEFLO Saudi Ltd.
		WEFLO (SINGAPORE) PTE. LTD.
		WEFLO VALVE (THAILAND) CO., LTD.
		002438.SZ
		301151.SZ
		603699.SH
		000777.SZ

	QINGDAO WEFLO VALVE CO., LTD.
	789
	219,368,887
	1995 6 8
	002871.SZ
	789
	91370200614257783M

2023 2 17

2023 4 19

2023 5 8 2023

<

2023 6 27

<

<

> 2023 12 28

<

> <

[illegible]A07A39 78879C0A281 gC150A1C153004B6079C0A28315C0D0B127A3A9304BB054A315C04BC097121[illegible]

[redacted]

Research and Markets

2021

41,670 4.80% 3,690

12.5% 2021 2,814.40

6.54%

4.0

3

B “ ”

“ ”

i

2

1

2

3

4

7

2024 8 19

=

/

=

/

2

ṅ A

12

1

2028 8 13

2030 8 12

70%

“ ”

2

13

14

1

2024 8 12 T-1

2

“ 072871 ” “ ” 10 1,000

10 10 10

10,000 100

“

” “ ” T-1

2

1 2024 8

12 T-1

2

2023 511

3

15

1

1

2

6

7

8 10%

9

10

11

30

15

3

4

1

2

3 10%

4

16

26,971.00

26,971.00

1		29,377.91	26,971.00
		29,377.91	**26,971.00**

17

18

19

20

غه Ẃ ‖ Ḧ م "

A A

˜ Ẃ Ǒ

“ ”

ำ ปี ”

1

1

2

3

ن

2024 8 9 2024 8 19

غه أ

1		458.00
2		71.30
3		56.60

4

	2 C 12
	010-8540 7666
	010-8540 7608

	59 7
	0531-8166 6288
	0531-8166 6288

	7008 3

1

2023 46.90 95.05%

“ ”

6

6 10

“

2

3

4

5

6

7

-12.35% -18.19% -21.28%

“

” “

”

1

2 “

” “ ”

“

” “ ”

.

1

2021

2022 2023 11,252.22 11,891.25

8,417.26 19.43% 17.26%

12.26%

2

2021 2022 2023 32.32% 37.42%

38.84%

3

75.33%

83.53% 78.75%

139.16 -

832.82 -178.19 2.06% -5.38% -

1.27%

-871.85 -2.41%

-

	2023	2022	2021
	44,905.35	45,118.28	31,275.26
	-0.47%	44.26%	13.30%
	6,362.09	6,696.74	4,827.70
	-5.00%	38.71%	22.27%
	4.53	5.55	-8.97

4,164.12

2023 10.16%

ڵ خي غه

1

31,275.26 45,118.28

44,905.35 75.33% 83.53% 78.75%

10%-30%

9,893.70

15,703.43 17,869.22 31.63%

34.81% 39.79%

7

85%

“

”

8

1

130% 130% 2

3,000

غم أ "

أ ╦ ╗ o "

" ´

2023 12



1

12			100.00%
13	WEFLO VALVE (THAILAND) CO., LTD.		100.00%

1

[redacted]6162M	
	8,000.00

	91370222575798420B
	6,000.00
	789
	2011 7 19
	2011 7 19 2026 7 18

	1998 9 4 2028 9 3

6

	2024 3 10

10

	WEFLO (SINGAPORE) PTE. LTD.
	10,000
	111 North Bridge Road, #25-01 Peninsula Plaza, Singapore 179098
	2024 5 9

11

	10,000
	Room 413, 4/F, Lucky Centre, 165-171 Wan Chai Road, Wan Chai, Hong Kong
	2024 5 14

12

	10,000
	Room 413, 4/F, Lucky Centre, 165-171 Wan Chai Road, Wan Chai, Hong Kong
	2024 5 14

				3702061961****4815
				3702021988****5419

1961 1983

1988 1988 1995

1995 2004

2004 2012 3

2012 3 2014 11

2014 11 2024 3 15

1988 2012

3 2015 3 2023

2 2023 8 2015 3

م ┼ ﴿ "

م ┼ ┼ ا

2023

12 31

غه م ⌖ أ "

			25% 50%	2017 3	
			/ / / /	2017 3	
	5%	5%	1 10% 2 3	2017 3	

			1 “ ” 2 3 4	2015 5	

12 p

			“ 1 2 3 ”			

1

2

3

2024 3

15

50%

4

			5			
			“ ”	2023 6 30		

			”			

1

2

3

4

5

2023

6

7

			1 2 3 4 5 6 7	2023 6 30 2024 3 15		
			1	2023 6 30		

			2 3 4 5 / 6 7			
				2023 6 30		

			50%			
				2024 5 8		
			2023 2024	2024 5 23	2024 5 23	

u ǒ ˋl u

u ǒ ˋl u "

1

1

		2024 3 15 —2027 3 14
		2024 3 15 —2027 3 14
		2024 3 15 —2027 3 14
		2024 3 15 —2027 3 14
		2024 3 15 —2027 3 14

2

		2024 3 15 —2027 3 14
		2024 3 15 —2027 3 14
		2024 3 15 —2027 3 14

3

		2024 3 15 —2027 3 14
		2024 3 15 —2027 3 14
		2024 3 15 —2027 3 14
		2024 3 15 —2027 3 14
		2024 3 15 —2027 3 14
		2024 3 15 —2027 3 14

2

1

1 “ ” “ ”

2 “ ” “ ”

3 1979

2003 9 2012 3

2012 3

2022 1

2022 6 2023 5

4 1969 11 , , , ,

, 2002 7 , ,

2006 8 , 2023 7

5 1978

2012 10 2017 6

2017 6 2018 3

2018 3

2020 9

2021 3

2

1 1980 6

2004 2010 2010 2012

2012 9

2019 3

2 1994 9

2016 2017 2017

2017 6

2019 4

3 1982 11

2006 2016

2021 3

2024 3 15

3

1 “ ” “

”

2 “

” “ ”

“ 2 ” “ 1

”

3 1969

1989 1992 1993 1994

1995

2015 3

4 1966

1989 7 1999 4 1999 5

2018 3

2018 3

5 1980

2005 2009 2009 2010

2011 2012

2012 12 2020 12

2021 3

^ " n b ɲ

2023 6 21

2022 39.29 2024 3 16

2022

110.98 2024 3 15

2023 6.000.000008869 0 595.2 841.68 reW* nBT/F3 10.5 Tf1 0 0 1 377.68 663.78 T

50.

2024 3 15 2024

3

2

2

2024 3 15 2024

2024 3 15

3

2020 11 25

2021 1 6

2021 3 22

2021 8 5

2022 6 1

2022 6 1

2022 8 30

2022 8 30

2022 9 30

2023 3 20

2023 5 11

2023 6 21

2024 3 16

2024 3 15

ˇ ˝ ´ u ŏ ˋl u ! "

1

2018 9 11 2018

< 2018 > <

2018 >

2018

2018 11 20

2018

2018 11 20 39 114.20

2018 11 20

2018

2018

2018 11 20 39

114.20

2019 11 27

2018

20,000 2019 12 13

2019

2020 11 25

2018

2018

42,000 2020 12 11

2020

2018

2021 11 24

2018

3

37,700 2018

20% 115,652

153,352

	9.96%		0.09064%	2021	12
10	20				

ł

C344 C3443

φ ┼ م

1

3

"

1

Research and Markets

2021 730 2026

905 2021 2026 4.4%

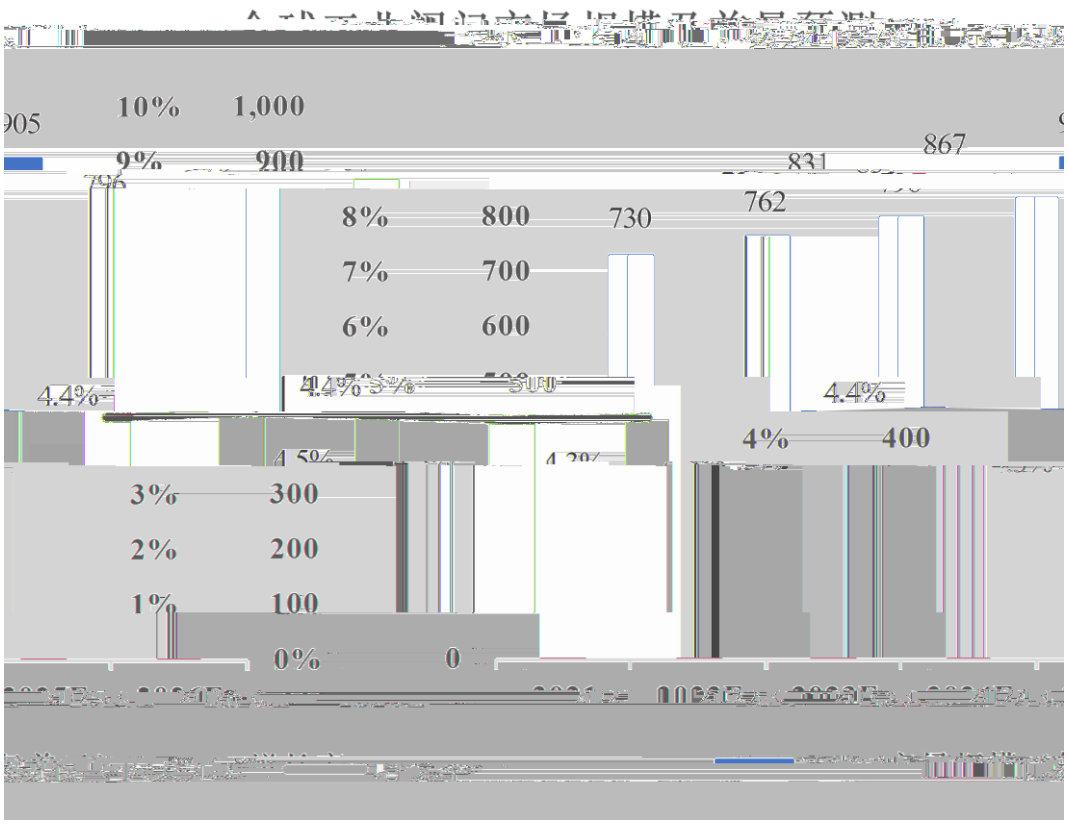

Research and Markets

2

WTO

GIA

5%

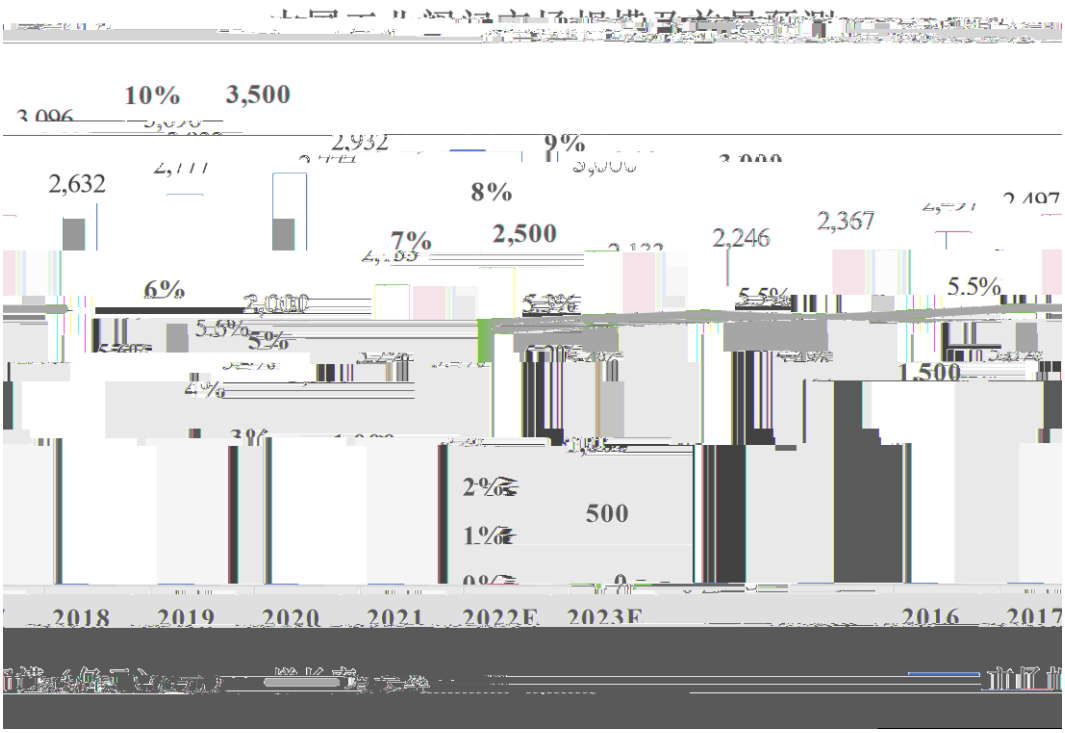

2016 2021

2021 2,777 2016 2,133

30.19% 2023 3,096 2021

11.49%

2021

581

GIA 2021 CR3 6.23%

" خي ّ " "

1

2021

2,000

3

1 000777.SZ

“ ” . Ṛ

554,446.15 73,416.01

4 301151.SZ

“ ”

2022

2023 12 31 264,683.58 2023

105,702.92 9,850.07

5

6

غ ñ ج

1

HAF003 HAF601 HAF602 HAF603

ASME

RCC-M

ISO9001 CE ISO14001

2

3

4

5

ĩ

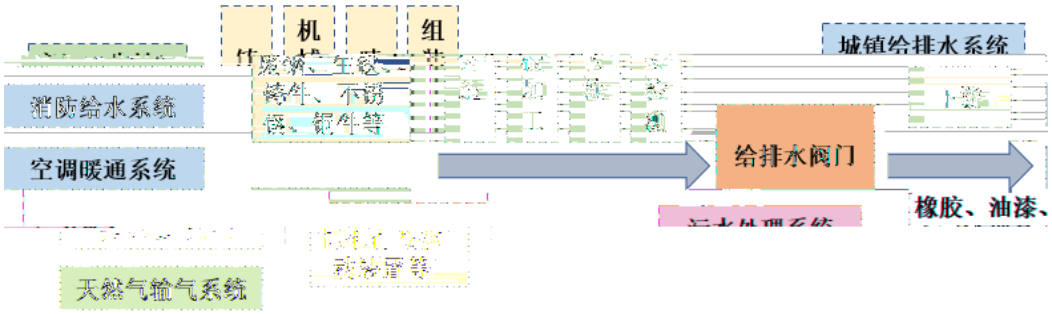

1

2

ˆ ر أ ـفد ـفد

1

1

Research and Markets

2021 Industrial Valve Market

730 2026

905

GIA

2021 135

2021 2025 6.1% 2025

171

2022 1

2024 “

”

2

1

` ç

4

שׁ

1

30

95 1

2

WEFLO

3

ŧ

" ´ ÷ ´l φ "

95

" ´ ع ŐŐ ´l

		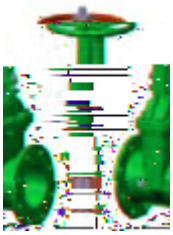

„ ´

1

2

“ ”

U

3

“ WEFLO ”

“ WEFLO ”

1

	2023	**2022**	**2021**
	46.90	51.25	44.85
	44.58	50.11	42.72
	95.05%	97.77%	95.24%
	47.69	51.60	42.89
	106.98%	102.96%	100.39%

	2023		2022		2021	
	44,905.35	78.75%	45,118.28	83.53%	31,275.26	75.33%
	12,116.04	21.25%	8,895.88	16.47%	10,241.01	24.67%
	57,021.40	**100.00%**	**54,014.16**	**100.00%**	**41,516.27**	**100.00%**

75.33% 83.53%

78.75%

	2023

2 2022

1	LANSDALE INTERNATIONAL LLC	3,862.85	7.15%			
2	REECE AUSTRALIA PTY LTD	2,953.49	5.47%			
3	J&S Valve, Inc	2,360.28	4.37%			

2023					

1

	2023	2022	2021
	2,000.61	2,696.53	2,711.79
/	0.78	0.79	0.64
%	4.51	6.27	6.18

2

1 2023

1		1,293.82	5.26%	
2		737.08	2.99%	
3		611.40	2.48%	
4		555.65	2.26%	
5		555.32	2.26%	
		3,753.28	**15.25%**	**-**

2 2022

1		1,795.09	6.47%	
2		1,336.47	4.82%	
3		915.46	3.30%	
4				

50%

30%

ˆ Ä م Ä

1

5Y | ¿42w ¿Ä ³

C344 C3443

2021

ؔ ؔ ؔ

1

ؔ / ç Æ

œ f PŸ Y#(½wÀ®B†E ?W ÎK¯ Ã+O × ¼K0 PÌ 2r. &F ñ ¤¤WV à †•YR.. Ž¶ •PD¤Ã Á¤Ò r. à †•YR.. Ž¶ •PD

" ' "

" يه

2023 12 31

	16,476.68	6,527.22	9,949.46	60.39%
	19,924.87	8,289.89	11,634.98	

2

"

1

”

3

95

5 90 “

”

4

า ” ´ ๊ “

			/	
8		ISO9001	507730	

1		91370200614257783M001X		-	2025.11.04
2		91370222575798420B001U			2028.06.18
3		91370683265856162M001W			2028.09.25

1		22B0000110		2022 10	2027 10

1		3728965337		2008.01.17	

1		TS2737216-2027		2023.07.27	2027.07.26

	2023		2022		2021	
	44,905.35	78.75%	45,118.28	83.53%	31,275.26	75.33%

7

	10,000
	Room 413, 4/F, Lucky Centre, 165-171 Wan Chai Road, Wan Chai, Hong Kong
	2024 5 14

8

	WEFLO VALVE (THAILAND) CO., LTD.
	511,560,000.00
	No. 60 Moo 3, Hang Soong Sub-District, Nong Yai District, Chonburi Province.
	2024 7 5

1

1

2

10%

30%

3

80%

40%

20%

2

1

2

2022 5 18 2021

2021 2021 12 31

16,903.2648 42.7626

16,860.5022 10 3.50

5,901.18

2

	2023	2022	2021
	6,434.97	5,066.31	5,901.18
	6,434.97	5,066.31	5,901.18
	11,728.23	13,620.51	6,099.35
/	54.87%	37.20%	96.75%
	17,402.46		
	10,482.70		
/	166.01%		

ΰ ˝ ´ ώ ‖ ΐ "

Ή "

2024 Z 481 A

A

2021 2022

2023

2020 2021 2022

2023 2023 001051

2024 000268

1

	2023.12.31	2022.12.31	2021.12.31
	9,934.28	16,426.13	9,651.67
	33,756.34	25,412.40	18,860.60
	-	22.49	-
	12,109.88	7,965.82	7,185.46
	87.06	13.00	1,158.50
	212.69	389.60	361.58
	682.69	524.68	601.22
	8,417.26	11,891.25	11,252.22
	3,480.28	6,266.70	8,853.11
	68,680.48	**68,912.06**	**57,924.35**
	1,041.29	1,009.25	-

	2023.12.31	2022.12.31	2021.12.31
	2,170.15	508.76	464.97
	4,960.90	3,352.19	3,451.56
	198.56	203.46	121.24
	850.98	1,383.76	1,422.03
	1,681.59	9.47	24.75
	33,030.35	**30,484.66**	**31,063.70**
	101,710.84	**99,396.71**	**88,988.05**
	-	3,000.92	3,100.00
	-	-	-
	3,838.52	4,200.84	3,878.65
	6,057.27	5,839.20	5,758.97
	-	-	2,450.00
	2,486.40	1,715.03	1,652.29
	2,827.65	2,708.63	2,146.23
	527.85	1,281.95	496.29
	1,456.69	2,166.39	3,411.65
	123.03	34.19	39.16
	17,317.42	**20,947.15**	**22,933.23**
	966.51	1,052.36	1,124.29
	261.10	265.52	332.68
	1,227.61	**1,317.88**	**1,456.97**
	18,545.03	**22,265.03**	**24,390.19**
	21,936.89	16,887.71	16,903.26
	13,800.43	18,517.01	18,159.45
	2,291.44	1,037.01	1,767.57
	0.59	-0.58	5.68
	8,221.69	7,209.33	5,840.44
	37,465.99	31,812.48	25,456.60
	79,134.14	**73,388.95**	**64,597.86**
	4,031.67	3,742.73	-

	2023.12.31	2022.12.31	2021.12.31
	83,165.81	**77,131.69**	**64,597.86**
	101,710.84	**99,396.71**	**88,988.05**

2

	2023.12.31	2022.12.31	2021.12.31
	8,133.37	15,765.19	8,094.05

23,043.08

	2023.12.31	2022.12.31	2021.12.31
	2,469.04	1,698.60	1,628.16
	1,649.71	1,469.47	918.06
	287.04	1,054.98	366.19
	1,225.36	2,026.22	3,194.81
	120.84	32.07	36.02
	13,766.72	**17,098.27**	**19,012.33**
	-		
	210.26	260.72	312.36
	232.55	264.34	332.68
	442.81	**525.06**	**645.04**
	14,209.52	**17,623.33**	**19,657.37**
	21,936.89	16,887.71	16,903.26
	13,566.24	18,282.82	17,925.26
	2,291.44	1,037.01	1,767.57
	8,221.69	7,209.33	5,840.44
	38,982.66	34,933.78	28,509.49
	80,416.04	**76,276.64**	**67,410.90**
	94,625.56	**93,899.97**	**87,068.27**

1

	2023	2022	2021
	57,021.40	**54,014.16**	**41,516.27**
	57,021.40	54,014.16	41,516.27
	44,454.61	**42,573.59**	**36,014.97**
	34,775.68	33,764.09	27,986.39
	583.16	535.98	385.71
	3,196.06	3,098.42	2,788.32
	3,516.40	3,227.61	2,180.12
	2,632.69	2,650.47	2,419.61
	-249.37	-702.99	254.82

	2023	2022	2021

2023	2022	2021
-	-	-
1.16	-6.25	4.00
-	-	-
-	-	-
-	-	-

	2023	2022	2021
“ - ”	784.66	4,934.20	1,545.03
“ - ”	-17.77	-199.75	-329.12
“ - ”	-269.06	34.93	-106.81
“ - ”	-3.21	-99.02	-74.33
“ - ”	84.71	2.61	3.59
“ - ”	**11,508.25**	**15,900.74**	**7,317.89**
	23.64	5.70	61.87
	12.19	181.36	4.62
“ - ”	**11,519.70**	**15,725.08**	**7,375.15**
	1,396.10	2,036.17	943.33
“ - ”	**10,123.60**	**13,688.91**	**6,431.81**
“ - ”	10,123.60	13,688.91	6,431.81
“ - ”	0.00	-	-
	10,123.60	**13,688.91**	**6,431.81**

1

	2023	2022	2021
	52,560.59	50,096.75	38,747.07
	2,759.09	3,283.70	2,419.49
	879.81	711.47	932.95
	56,199.49	**54,091.92**	**42,099.51**
	27,197.58	26,850.47	30,180.56
	7,960.44	7,594.96	6,431.42

	2023	2022	2021

	2023	2022	2021
	-5,743.58	**7,279.02**	**3,973.42**
	15,378.18	8,099.16	4,125.74
	9,634.60	**15,378.18**	**8,099.16**

2

	2023	2022	2021
	-		
	51,451.03	52,341.72	34,099.94
	2,759.09	3,263.15	2,338.14
	841.44	142.59	1,211.80
	55,051.56	**55,747.47**	**37,649.88**
	31,084.20	33,313.64	31,116.13
	4,545.35	3,925.87	3,322.70
	2,554.06	1,781.08	835.27
	3,954.11	3,461.69	2,994.56
	42,137.72	**42,482.28**	**38,268.66**
	12,913.84	**13,265.19**	**-618.77**
	-		
	60,120.00	33,600.00	46,324.40
	702.80	785.38	1,528.27
	252.22	236.97	15.77
	-	-	1,000.00
	299.80	2,550.00	-
	61,374.82	**37,172.35**	**48,868.43**

	2023	2022	2021
	65,322.56	29,120.00	35,331.85
	-	6,000.00	-
	-	1,000.00	-
	71,105.18	**36,499.82**	**35,975.71**
	-9,730.36	**672.53**	**12,892.73**
	-		
	-	7,000.00	4,900.00
	-	198.85	1,360.00
	-	**7,198.85**	**6,260.00**
	3,000.00	7,100.00	6,685.92
	5,080.90	6,020.08	5,330.94
	1,927.97	72.31	3,085.02
	10,008.87	**13,192.39**	

U

2023 12 31

1			-	-	21,936.8887
2			100.00%	-	8,000

			/	
	2022	19.94%	0.62	0.62
	2021	9.36%	0.28	0.28
	2023	13.89%	0.48	0.48
	2022	14.34%	0.45	0.45
	2021	7.19%	0.22	0.22

1 =P ÷ E_0 NP ÷ 2 Ei × Mi ÷ M_0 – Ej × Mj ÷ M_0 ± Ek × Mk ÷ M_0

P

NP E0

Ei

Ej M0

Mi Mj

Ek

Mk

2 =P ÷ S0 S1 Si × Mi ÷ M0 – Sj × Mj ÷ M0-Sk

P

S S0 S1

Si

Sj Sk M0 Mi

Mj

3 =[P+ ×

1-]/ S0 S1 Si × Mi ÷ M0 – Sj × Mj ÷ M0 – Sk+

P

" ´ Ü

	2023	2022	2021
	-103.25	4,137.52	52.34
	142.44	229.43	301.49
	816.78	794.85	1,591.57
	-	-26.40	-
	733.94	-838.21	-336.67
	-	15.71	-
	20.88	1.39	119.33
	1,610.80	**4,314.30**	**1,728.07**
	152.68	744.28	313.49

	2023	2022	2021
	289.54		

	2023.12.31		2022.12.31		2021.12.31	
	68,680.48	67.53%	68,912.06	69.33%	57,924.35	65.09%
	33,030.35	32.47%	30,484.66	30.67%	31,063.70	34.91%
	101,710.84	**100.00%**	**99,396.71**	**100.00%**	**88,988.05**	**100.00%**

88,988.05 99,396.71

101,710.84

57,924.35 68,912.06

68,680.48 65.09% 69.33% 67.53%

31,063.70 30,484.66 33,030.35

34.91% 30.67% 32.47%

2023

1

	2023.12.31		2022.12.31		2021.12.31	
	9,934.28	9.77%	16,426.13	16.53%	9,651.67	10.85%
	33,756.34	33.19%	25,412.40	25.57%	18,860.60	21.19%
	-	-	22.49	0.02%	-	-
	12,109.88	11.91%	7,965.82	8.01%	7,185.46	8.07%
	87.06	0.09%	13.00	0.01%	1,158.50	1.30%

	2023.12.31		2022.12.31		2021.12.31	
	212.69	0.21%	389.60	0.39%	361.58	0.41%
	682.69	0.67%	524.68	0.53%	601.22	0.68%
	8,417.26	8.28%	11,891.25	11.96%	11,252.22	12.64%
	3,480.28	3.42%	6,266.70	6.30%	8,853.11	9.95%
	68,680.48	**67.53%**	**68,912.06**	**69.33%**	**57,924.35**	**65.09%**

1

3

	2023.12.31/ 2023	2022.12.31/ 2022	2021.12.31/ 2021
	13,219.90	8,801.49	7,911.04
	1,110.01	835.68	725.59
	12,109.88	7,965.82	7,185.46
	57,021.40	54,014.16	41,516.27
/	21.24%	14.75%	17.31%

1

7,185.46 7,965.82

12,109.88 17.31% 14.75% 21.24%

2023 2023

2

	2023.12.31		2022.12.31		2021.12.31	
	11.09	11.09	11.09	11.09	-	-
	13,208.81	1,098.92	8,790.40	824.59	7,911.04	725.59
	13,219.90	**1,110.01**	**8,801.49**	**835.68**	**7,911.04**	**725.59**

11.09

	2023.12.31			
	11.09	11.09	100.00%	
	11.09	**11.09**	**100.00%**	**-**

	2023.12.31		2022.12.31		2021.12.31	
	13,208.81	8.32%	8,790.40	9.38%	7,911.04	9.17%

7,911.04 8,790.40 13,208.81 7 s

9.17% 9.38%

	2022.12.31			
1	7,783.76	88.55%	389.19	7,394.57
1 2	345.65	3.93%	34.57	311.09
2 3	225.37	2.56%	67.61	157.76
3 4	141.08	1.60%	70.54	70.54
4 5	159.30	1.81%	127.44	31.86
5	135.25	1.54%	135.25	-
	8,790.40	**100.00%**	**824.59**	**7,965.82**
	2021.12.31			
1	7,039.80	88.99%	351.99	6,687.81
1 2	260.76	3.30%	26.08	234.68
2 3	218.13	2.76%	65.44	152.69
3 4	206.70	2.61%	103.35	103.35
4 5	34.61	0.44%	27.69	6.92
5	151.04	1.91%	151.04	-
	7,911.04	**100.00%**	**725.59**	**7,185.46**

2023	274.34	-	13,994.28	1.96%	0.00%
2022	129.23	-	15,475.41	0.84%	0.00%
2021	227.71	-	6,753.57	3.37%	0.00%

3

2023 12 31

	Lansdale International LLC	1,329.45	1	10.06%	66.47
	J&S Valve, Inc	1,183.03	1	8.95%	59.15

2023/12/31

	2,252.25	84.48	2,167.77
	1,267.12		1,267.12
	436.19		436.19
	339.82		

2

	2023	2022	2021
	1.60	1.45	1.47
	2.43	1.92	2.08
	1.65	1.45	1.73
	2.44	2.08	2.36
	2.03	**1.73**	**1.91**
	3.42	**2.92**	**3.00**

“ ”

3

	2023	2022	2021
	210.85	84.56	232.18
	57,021.40	54,014.16	41,516.27
	0.37%	**0.16%**	**0.56%**

5

	2023.12.31	2022.12.31	2021.12.31
	-	0.09	-
	-	-	-
	177.00	175.78	110.82
	13.93	14.07	13.65
	-	-	2,722.00
	3,194.41	6,076.77	6,006.64
	94.94	-	-
	3,480.28	**6,266.70**	**8,853.11**

8,853.11 6,266.70 3,480.28

9.95% 6.30%

	2023.12.31		2022.12.31		2021.12.31	
	1,041.29	1.02%	1,009.25	1.02%	-	-
	118.64	0.12%	131.37	0.13%	557.87	0.63%
	22,008.25	21.64%	23,886.39	24.03%	25,021.29	28.12%
	2,170.15	2.13%	508.76	0.51%	464.97	0.52%
	4,960.90	4.88%				

	20-40	20-30	20 39	10-30	20
	5-10	5-10	10	5-15	5-15
	5-10	5-10	4-7	5-10	4-5
	5-10	3-5	3-7	4-10	3-5

Ẃ Ł

	2023.12.31		2022.12.31		2021.12.31	
	17,317.42	93.38%	20,947.15	94.08%	22,933.23	94.03%
	1,227.61	6.62%	1,317.88	5.92%	1,456.97	5.97%
	18,545.03	**100.00%**	**22,265.03**	**100.00%**	**24,390.19**	**100.00%**

24,390.19 22,265.03

18,545.03 2021

2023 12

1

	2023.12.31		2022.12.31		2021.12.31	
	-	-	3,000.92	13.48%	3,100.00	12.71%
	-	-	-	-	-	-
	3,838.52	20.70%	4,200.84	18.87%	3,878.65	15.90%
	6,057.27	32.66%	5,839.20	26.23%	5,758.97	23.61%

	2023.12.31		2022.12.31		2021.12.31	
	-	0.00%	-	-	2,450.00	10.05%
	2,486.40	13.41%	1,715.03	7.70%	1,652.29	6.77%
	2,827.65	15.25%	2,708.63	12.17%	2,146.23	8.80%
	527.85	2.85%	1,281.95	5.76%	496.29	2.03%
	1,456.69	7.85%	2,166.39	9.73%	3,411.65	13.99%
	123.03	0.66%	34.19	0.15%	39.16	0.16%
	17,317.42	**93.38%**	**20,947.15**	**94.08%**	**22,933.23**	**94.03%**

22,933.23 20,947.15

17,317.42 94.03% 94.08% 93.38%

2021

2023 12

1

	2023.12.31	2022.12.31	2021.12.31
	-	1,000.00	-
	-	2,000.00	3,100.00
	-	0.92	-
	-	**3,000.92**	**3,100.00**

3,100.00 3,000.92 0.00

12.71% 13.48% 0.00% 2021 2020 2023 2022

2

6

496.29 1,281.95 527.85

2.03% 5.76% 2.85%

7

	2023.12.31	2022.12.31	2021.12.31
	908.25	986.77	1,635.38
	31.22	141.71	410.40
	1.40	0.90	5.86
	515.83	1,037.01	1,360.00
	1,456.69	**2,166.39**	**3,411.65**

3,411.65 2,166.39

1,456.69 13.99% 9.73% 7.85%

2022

2

	2023.12.31		2022.12.31		2021.12.31	
	966.51	5.21%	1,052.36	4.73%	1,124.29	4.61%
	261.1	1.41%	265.52	1.19%	332.68	1.36%
	1,227.61	**6.62%**	**1,317.88**	**5.92%**	**1,456.97**	**5.97%**

1

	2022.12.31	1.54	3.69	1.46	1.71	2.10	3.29
	2021.12.31	1.47					

2023.12.31

—— 7

2

2023 1 16

2023 4 19

<

> 2023 6 27

< >

2023 12 28

< >

2024 3 26

< >

1

2

3

92	R1	2023/3/30	1.65%-2.85%	4,000.00
(100%)	R2	2023/3/30	1.95%-3.00%	4,000.00
6M3	R2	2023/4/25	4.60%	1,000.00
NQD00544	R1	2023/6/6	2.85%	3,500.00
100% 2023 TGG23100368	R2	2023/6/7	2.90%	3,000.00
1	R3	2022/7/12 2023/7/12	4.00%	1,000.00
100% TGG23200830	R2	2023/7/26	2.97%	4,000.00
100% 2023 TGG23100630	R2	2023/9/8	2.60%	4,000.00
00246	R1	2023/9/16	2.35%	970.00
300 SDGA230502V	R1	2023/9/22	2.60%	4,000.00
00313	R1	2023/9/23	2.35%	4,000.00
94 NQD00626	R1	2023/10/13	2.55%	3,000.00
00558	R1	2023/10/21	2.65%	2,000.00
100% 2023 TGG23001202	R2	2023/10/25	2.55%	2,000.00

94	R1	2023/10/13	2.55%	600.00

NQD00626

3

1 2023 12 31

2023 12 31

1		33,756.34
2		682.69
3		3,480.28
4		1,041.29

			2023 12 31	
- 300	R1	1.50%-2.70%	3,000.67	
100% 2023 TGG23001202	R2	1.75%-2.65%	2,009.50	
00558	R1	1.05%-2.65%	2,010.45	
01288	R1	1.05%-2.55%	2,000.28	
94	R1	1.65%-2.55%	603.35	
	-	-	**33,756.34**	

60% 5

6,000.00 2024 1

1,500 5

2023 12 31

		%
1		0.02

	2023.12.31
	177.00
	13.93
	3,194.41
	94.94
	3,480.28

4

2023 12 31

1,041.29

5

2023 12 31 0.00

6

2023 12 31 0.00

7

2023 12 31 0.00

8

2023 12 31 1,681.59

2023 12 31 10,109.90

2023 12 31 79,134.14

3,311.00 2023 12 31

4.18%

2 2024 3 31

2024 3 31

1		25,737.11
2		244.01
3		3,360.33
4		1,049.27
5		-
6		-
7		-
8		754.75

1

2024 03 31 25,737.11

2024 03 31

			2024 3 31	
01609	R1	2.05%	2,007.08	
88 NQD00733	R1	2.50%	4,016.44	
88 NQD00733	R1	2.50%	602.42	

2024 03 31

2023 12 31

2024 1

5 1,500

5 5

100%

100% 100%

2024 00215 01609

88

NQD00733 88

NQD00733

9,044.73 5

R1

R2

2

2024 03 31 244.01

263.82

7

2023 12 31 0.00

8

2024 03 31 754.75

2024 03 31 9,044.73

2024 03 31 78,203.34

11.57% IPO

3,311.00 , 2024 3 31

4.23%

	2023		2022		2021	

56,736.98 99.50% 53,496.13

	2023		2022		2021	
	34,702.72	99.79%	33,476.91	99.15%	27,867.57	99.58%
[redacted]	72.96	0.21%	287.18	0.85%	118.82	0.42%
	34,775.68	**100.00%**	[redacted]	**100.00%**	**27,986.39**	**100.00%**

27,986.39 33,764.09

34,775.68

99%

1

[redacted]	2022	2021
[redacted]		

	2023	2022	2021
	42.09%	39.09%	36.12%
	30.47%	41.47%	36.62%
	37.07%	33.30%	36.28%
	-20.49%	-15.12%	-12.21%

78.81% 83.38% 82.15%

	2023	2022	2021
	46,609.45	44,605.52	32,449.93
	26,992.47	27,169.79	20,729.86
	44.85	47.81	40.04
/ = /	1,039.30	932.99	810.34
/ = /	601.88	568.29	517.67
=1- /	42.09%	39.09%	36.12%

3

		2023	2022	2021
		35.01%	38.11%	33.11%

		2023	2022	2021
		32.72%	37.28%	43.93%
		31.68%	30.81%	29.17%
		20.91%	19.58%	18.32%
		30.08%	31.44%	31.13%
		42.09%%	39.09%	36.12%

2021

2022 2023

2021

2021 2023

75.33% 83.53% 78.75% 2021 2023

3.23% 4.97% 3.79% 2022

2022

2022

2020

2023

	2023	2022	2021	2020
	32.64%	34.87%	34.75%	42.62%
	43.90%	40.19%	35.57%	37.41%
	42.24%	38.55%	33.50%	36.38%
	48.22%	44.13%	40.28%	39.36%

2021 2023 2020

2020 2023 35%-45%

1

2020 2023

	2023		2022		2021		2020	
	4,002.08	3.79%	4,640.30	4.97%	3,383.99	3.23%	4,589.52	4.52%
	44,905.35	78.75%	45,118.28	83.53%	31,275.26	75.33%	27,604.16	80.11%

	2023	2022	2021	2021 1-6	2020
	4,002.08	4,640.30	3,383.99	1,595.51	4,589.52
	32.64%	34.87%	34.75%	34.07%	42.62%
	3,447.49	4,473.52	2,149.22	780.50	3,300.00
	86.14%	96.14%	63.51%	48.92%	71.90%
				21.21%	37.24%
				46.38%	56.40%

2021 1-6 2021

2021 2020 2022

2023 85%

2021

2020 2021 1-6

1,289.52 815.01 56.40% 46.38%

2020 2021

OEM “

غه ـا

2

	2023		2022		2021	
	203.42	5.78%	48.83	1.51%	56.85	2.61%

	2023	2022	

56,736.98 6,099.35 13,362.71

12,005.40

4,684.77 9,793.92

3

15%

[2019]13

100 25

20

100 300 50 20

2022

2023 2023

2020 2024

2024 2023
ł Ò Æ . هي
2024

	2024 1-3	2023 1-3	

| ű z ٩

2023	-76.13	3,170.36	-2.40%
2023	-1,029.08	1,943.31	-52.96%
2024	277.60	2,278.62	19.08%

5 2023 1,512.64

40.56% 2024

5 5

277.60 81.65% 19.08%

4

2023 2024

	2024/3/31	2023/12/31
	7,588.60	12,109.88

2023

2023

	%		%

2023 1 1 2024 4 30

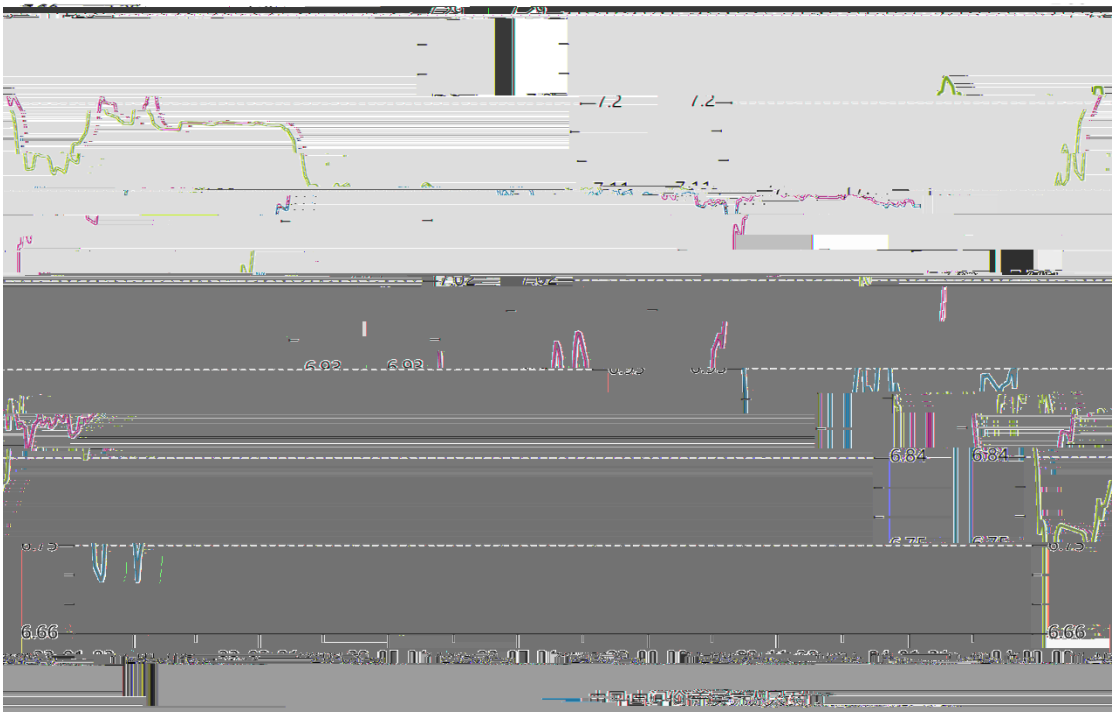

Wind

2023

2023 317.10

2024

191.25 2024

510.70 2024

2023

2024 5

-

2024 2023

2024

"

	2023	2022	2021
	62,540.00	35,160.00	44,587.45
	734.92	800.55	1,556.05
	267.81	259.07	108.53
	91.62	2,379.08	-
	-	-	1,000.00
	63,634.35	**38,598.70**	**47,252.04**
	5,333.88	1,185.59	1,957.77
	66,872.96	40,850.00	36,000.00
	-	1,000.00	-
	72,506.65	**43,035.59**	**37,957.77**
	-8,872.30	**-4,436.89**	**9,294.27**

9,294.27 -4,436.89

-8,872.30 2021 2020

2022 2023

"

	2023	2022	2021
	200.20	4,000.00	2,450.00
	-	7,000.00	4,900.00
	-	198.85	1,360.00
	200.20	**11,198.85**	**8,710.00**

3,000.00 7,100.00 6,685.92

	2023	2022	2021
	1,927.97		

8 2024 12 31 =2024

2024

2025 12 31 =2025

2025

9

10

11

2024 2025

/	0.53	0.45	0.35	0.35
/	0.48	0.41	0.33	0.35
/	0.48	0.41	0.32	0.32
%	15.43%	12.32%	8.44%	9.75%
%	13.89%	11.09%	7.60%	8.78%
2 2024 2025 /				
	117,282,320.79	117,282,320.79	117,282,320.79	117,282,320.79
	105,596,509.32	105,596,509.32	105,596,509.32	105,596,509.32
	791,341,443.69	844,274,029.38	1,231,266,350.17	961,556,350.17
/	0.53	0.53	0.51	0.53
/	0.53	0.53	0.49	0.49
/	0.48	0.48	0.46	0.48
/	0.48	0.48	0.44	0.44
%	15.43%	14.34%	11.30%	12.99%
%	13.89%	12.91%	10.18%	11.70%
1 2024 2025 / 15%				
	117,282,320.79	134,874,668.91	155,105,869.24	155,105,869.24
	105,596,509.32	121,435,985.72	139,651,383.58	139,651,383.58
	791,341,443.69	861,866,377.50	1,286,682,246.74	1,016,972,246.74
/	0.53	0.61	0.68	0.71
/	0.53	0.61	0.65	0.65
/	0.48	0.55	0.61	0.64

%	13.89%	14.69%	13.00%	14.87%

9

φ ا ًا فذ ا أ ´ ″

1

2 —

1

——

ǎ ř ð ɬ ˈ ș

Š

2

“ 1

2

3

4

5

6

7

”

ᾶ U

U "

ἶ ὖ ὖ ὄ L "

			2022 4 24	51,500.00	
			2022 1 4	5,000.00	

 1

2022 4 24 [2022]024 51,500.00 “ 100 500 ” 51,500.00 217 237

2

2022 1 4 [2022]0003

ﺃﺟﺎﺑﻮا ﺍﻟﺴﺆﺍﻝ ﺑﺄﻥ ﺍﻟﺴﻴﺎﺭﺓ ﺍﻟﺘﻲ ﺍﺷﺘﺮﺕ ﺍﻟﺴﻨﺔ ﺍﻟﻤﺎﺿﻴﺔ ﻟﻢ ﺗﺼﻞ ﺑﻌﺪ ﺑﺴﺒﺐ ﺍﻟﺘﺄﺧﻴﺮ ﺍﻟﺠﻤﺮﻛﻲ ﻓﻲ ﺍﻟﺸﺤﻦ

2024 3 21

[2024]97 “

” “ ” “

100 2 7 100 2 6

”

ﺍﻟﺴﺆﺍﻝ ﺍﻟﺜﺎﻟﺚ ﻋﺸﺮ

1

					/	
1	2019 1			23.50	23.5	
2	2019 1			60.00	60	
3	2018 12			150.00	112	
4	2019 5			100.00	86 13,800	
5	2017 8			150.00 161.90 311.90	240	
6	2015 11			60.00	2023 12 25 2023 0683 5168 50 2024 3 20 2024 06 1030	

ë

2

1	2019 1				1,403	50%
2	2019 5				70	70
3	2019 6				35	
4	2018 12					

“

”

[2021]17

[2021]

160

1

2021 10 14

2

23

2020 7

OA 2021 10 15

3

2021 7

Ç Æ ŧ

/

6

7

8		
9		
10		
11		
12		
13		
14		

18

7

ɒ ' ŭ ¨ ' ʒ -

14		
15		
16		
17		
18		
19		

8

Ô OE”‰BCN

2022 2 16

10,000 5 2022 3 4 2022

“ ”

“ ” “ ” 32%

39% 1% ɟ l 8 ŧ

م† ٓا

1

……

50%

30%

70%

10%

……

……

1

…… ……

……

……

……

30

300

0.5%

30

300

0.5%

,

3

2

1

2

30 300

0.5

……

……

30

300

0.5

……

= ش عُ

……

……

3

5%

1

ا ح

د لأ # #

7

2

1

2

3

4

5

6

7

ہ

ہ

26,971.00

26,971.00

1		29,377.91	26,971.00
		29,377.91	**26,971.00**

ہ ۴ ۲

ہ

1

4G

NB-IoT

2025 “ ”

2

1

2

2015 2021 2.75% 2022 42,814 2022 3,363 2025 4,300 4,500 2030 5,500 6,000

1

95

4G

NB-IoT

2

30

JBÐL0(V0cÄ(Z00¶C6V

‘ “

“

29,377.91 26,971.00

3 7 10

2023 0044317

6 /

2.5 / 3.5 /

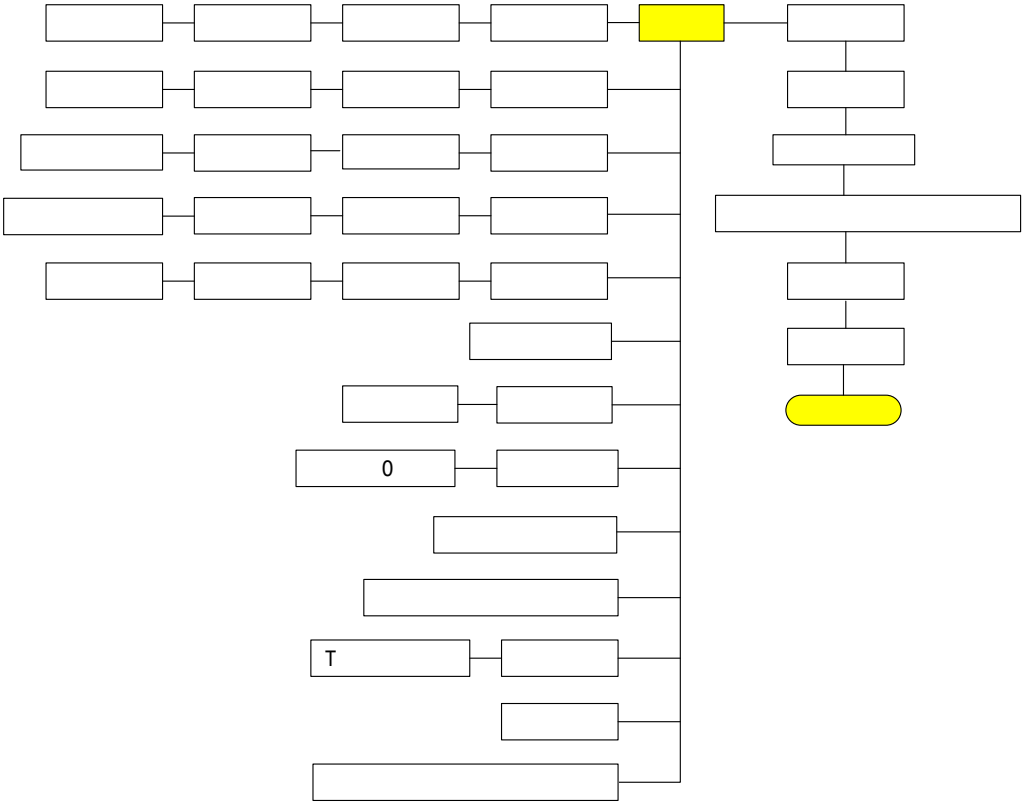

5		1,280.00
6		300.00
7		300.00
8		120.00
9		100.00
10		200.00
		11,849.00
		11,800.00

2

ŧ

5

30%

1,157.95

17.32% 7.58

1

2

3

4

5

		1	2	3	4	5	6	7	8	9	10
		-	-	1.05	1.75	2.45	3.50	3.50	3.50	3.50	3.50
2		**-**	**-**	**100.35**	**102.78**	**234.56**	**401.76**	**401.76**	**401.76**	**401.76**	**401.76**
2.1		-	-	-	-	75.46	170.87	170.87	170.87	170.87	170.87

2.2

		1	**2**	**3**	**4**	**5**	**6**	**7**	**8**	**9**	**10**

3

ﺍﻟﺘﻌﻠﻴﻢ ﺍﻟﻌﺎﻟﻲ ﻭﺍﻟﺒﺤﺚ ﺍﻟﻌﻠﻤﻲ

ﺍﻟﺘﻌﻠﻴﻢ ﺍﻟﻌﺎﻟﻲ ﻭﺍﻟﺒﺤﺚ ﺍﻟﻌﻠﻤﻲ

ﺍﻟﺘﻌﻠﻴﻢ ﺍﻟﻌﺎﻟﻲ ﻭﺍﻟﺒﺤﺚ ﺍﻟﻌﻠﻤﻲ

ﺍﻟﺘﻌﻠﻴﻢ ﺍﻟﻌﺎﻟﻲ ﻭﺍﻟﺒﺤﺚ ﺍﻟﻌﻠﻤﻲ

2024

2016 41 2013

2016 72

2024

1	

2	
3	
4 /	
5	
6	-

[illegible]

2017

2017 526 2017 5 11 A 1,700 15.39 / 26,163.00 4,199.50 21,963.50

		2018	2020	
	18,258.50	8,335.50	3,083.65	5,251.85
	-	9,923.00	9,923.00	-
	3,705.00	3,705.00	291.29	3,413.71

18,258.50

2018

2018

2018

1,637.66

“

” 18,258.50 8,335.50

9,923.00 “ ”

15,923.00

9,923.00

9,923.00

2019 5

”

2018 4 24

2018 5 15 2017

1

2018 2019 2020

1,445.99

3,083.65

2 “ ”

“ ”

IPO

“ ”

”

2020 4 27

2020 5 19

2019

„ ´ u

„ ´ u

一、本公司董事、监事、高级管理人员声明

本公司董事、监事、高级管理人员保证本公司在证券发行申请文件中所作的任何声明均真实、准确、完整，不存在虚假记载、误导性陈述或重大遗漏，并对其虚假记载、误导性陈述或重大遗漏引起的损失承担连带赔偿责任。

本公司董事、监事、高级管理人员签名：

郭成尼	张会亭	吴江成
王兆健	陈存明	李鹏飞

青岛伟隆阀门股份有限公司

2024 年 8 月 9 日

一、关于东方机（主要机型）声明

本公司已对营销说明书进行[illegible]

Ḧ Ṻ̈

[redacted]

四、发行人律师声明

本所及经办律师已阅读募集说明书，确认募集说明书与本所出具的法律意见书不存在矛盾。本所及经办律师对发行人在募集说明书中引用的法律意见书的内容无异议，确认募集说明书不因引用上述内容而[illegible]

五、审计机构声明

ĩ̃ ỉ̃ ĩ̃

ĩ̃ ỉ̃ ˜ ẃ ⊻ ﻫ ǒ

1

j ů 2 — &

∪ “ 1

—— \ " ∃

2

l ﻫ

3

f ṇ

3 — f ṇ ∃

2023 -2025

4

（本页无正文，为《青岛伟隆阀门股份有限公司向不特定对象发行可转换公司债券募集说明书》之发行人董事会声明盖章页）

青岛伟隆阀门股份有限公司董事会

年 月 日

٦

م غي

9:30-11:30 13:30-

16:30

http www.sse.com.cn

ᾳ ᾗ

ᾟ ᾗ

1	SPKING	67074815	2023.04.13-2033.04.12	9		
2	SPKING	62819622	2022.08.21-2032.08.20	9		
3	WEFLO	61070847	2022.05.28-2032.05.27	17		
4	WEFLO	22377129	2018.02.07-2028.02.06	9		
5	WEFLO	9734052	2022.08.28-2032.08.27	9		
6	伟隆	9733878	2022.09.07-2032.09.06	9		
7	伟隆	9422571	2022.05.21-2032.05.20	7		
8	伟隆	9422473	2022.05.21-2032.05.20	6		
9	伟隆	9422832	2022.05.21-2032.05.20	11		
10	Weilong伟隆	8643736	2021.09.21-2031.09.20	9		
11	WEFLO	8376822	2021.07.07-2031.07.06	11		
12	WEFLO	8374900	2021.06.21-2031.06.20	7		
13	WEFLO	8374818	2021.06.21-2031.06.20	6		
14	Weilong	8374861	2021.09.14-2031.09.13	6		
15	Weilong	8374915	2021.09.14-2031.09.13	7		
16	WEFLO	7327382	2020.08.14-2030.08.13	6		
17	Weilong伟隆	3272430	2024.01.21-2034.01.20	6		
18	ZYTS	51538850	2021.08.14-2031.08.13	42		

ᾗ

1	Weifonge	301475767	6		2029.11.12	
2	[redacted]	301475776	6		2029.11.12	
3	WEFLO	304011614	9 11		2027.01.04	
4	WEFLO	01436543	6		2030.10.31	
5	[illegible]	01860519	11		2027.08.15	
6	[illegible]	01860685	9		2027.08.15	
7	[illegible]	N/119473	11		2024.08.10	
8	[illegible]	N/119472	9		2024.08.10	
9	Weflo	182924	7		2030.08.12	
10	WEFLO	008375561	6 11		2029.06.19	
11	WEFLO	016223381	9 11		2027.01.04	
12	WEFLO	3907543	6		2031.01.18	
13	[redacted]	5592921	9 11		2027.07.06	
14	[redacted]	1380644	9 11		2027.07.06	
15	[redacted]	1052510	6		2030.09.23	
16	[redacted]	143708	6		2030.06.16	
17	[redacted]	271327	11		2027.04.11	
18	[redacted]	271326	9		2027.04.11	
19	[illegible]	156085/143106646	6		2029.11.09	
20	[redacted]	1438018866	11		2027.01.22	
21	[redacted]	1438018865	9		2027.01.22	
22	SPKING	1444012162	9		2032.07.09	
23	[redacted]	04-2010-009996	6		2031.01.28	
24	[redacted]	IDM000355155	6		2031.01.07	
25	[redacted]					

28	[redacted]	1816797	9 11		2033.10.10	
29	[redacted]	827038	6		2029.07.12	
30	[redacted]	113520	11		2027.04.03	
31	[redacted]	113521	9		2027.04.03	
32	[redacted]	65656	6		2029.12.26	
33	[redacted]	73946	9 11		2027.04.06	
34	[redacted]	78376	6		2029.02.24	
35	[redacted]	114541/93552	9		2030.09.15	
36	[redacted]	188465/193755	9		2027.03.13	
37	[redacted]	2769707	6		2025.11.20	
38	[redacted]	3587995/2948005	9		2028.08.07	
39	[redacted]	781587/342486	6		2030.09.24	
40	[redacted]	181126885	11		2027.02.20	
41	[redacted]	201109230	9		2027.02.20	
42	[redacted]	2017052754	11		2027.02.20	
43	[redacted]	2017052750	9		2027.02.20	
44	[redacted]	255744	9		2027.01.18	
45	[redacted]	912157380	11		2028.08.07	
46	[redacted]	912157143	9		2028.08.07	
47	[redacted]	907619290	6		2026.12.20	
48	[redacted]	1148697	6		2025.01.04	
49	[redacted]	1236559/1244134	11		2027.04.12	
50	[redacted]	1236556/1244133	9		2027.04.12	
51	[redacted]	573557-2014/216579	6		2024.10.08	
52	[redacted]	689642-2017/249044	11		2027.04.10	
53	[redacted]	689641-2017/248808	9		2027.03.31	
54	[redacted]	2017/00372	9		2027.01.04	
55	[redacted]	2014-004675/240039	6		2024.11.26	

56	[redacted]	2017-236/267147	9		2027.11.22	
57	[redacted]	21955532	6		2031.08.25	
58	SPKING	01863744	9		2032.09.20	

22			2022230530026	2022-11-16		
23			2022230171682	2022-11-14		
24			2022230171714	2022-11-14		
25			2022228517610	2022-10-28		
26			2022228058520	2022-10-24		
27			2022227593941	2022-10-19		
28			2022225569134	2022-09-26		
29			2022224390907	2022-09-15		
30			2022222527233	2022-08-25		
31			2022202472308	2022-01-30		
32			2022202472435	2022-01-30		
33			2021223081884	2021-09-23		
34			2021222931275	2021-09-22		
35			2021222931260	2021-09-22		
36			2021222805450	2021-09-18		
37			2021222647531	2021-09-17		
38			2021219174424	2021-08-16		

51

65			2017212060233	2017-09-20		